



### District Report Card: 2017


<b>State:</b> Odisha	<b>District:</b> Deogarh
<b>Class:</b> 5	<b>Subject:</b> Language
<b>Schools:</b> 41	<b>Students:</b> 485


### Participation/Coverage


#### Students

<div>GENDER</div> <div></div>	Boys		Girls	
	Number	%	Number	%
	228	47.01	257	52.99

<div>AREA</div> <div></div>	Rural		Urban	
	Number	%	Number	%
	463	95.46	22	4.54

<div>CATEGORY</div> <div></div>	SC		ST		OBC		GEN	
	Number	%	Number	%	Number	%	Number	%
	91	18.76	201	41.44	186	38.35	7	1.44

<div>CWSN</div> <div></div>	LD	VI	HI	S&LD	ID	Oth
	1	1	1	0	0	0

<div>Management</div> <div></div>	Government		Government-aided	
	Number	%	Number	%
	457	94.23	28	5.77

### Average Performance of Students in Language (%)

Overall	Gender		Area		Management		Social Group			
	Male	Female	Rural	Urban	Govt.	Aided	SC	ST	OBC	GEN
50.35	50.26	50.43	50.09	55.76	51.82	26.43	50.99	47.69	52.94	49.52

## Performance on Learning Outcomes (LOs)

Learning Outcomes	Description	Average Performance(%)
L504	Reads and comprehends independently storybooks, news items/ headlines, advertisements etc.	46.35
L508	Reads text with comprehension, locates details and sequence of events	52.35

Range of Performance of Students who Answered Correctly							
Below 30%		30% - 50%		50% - 75%		Above 75%	
Number	%	Number	%	Number	%	Number	%
105	21.65	137	28.25	171	35.26	72	14.85

## Lowest Performing Learning Outcomes (LOs)

- 1 - Reads and comprehends independently storybooks, news items/ headlines, advertisements etc. (46.35)
- 2 - Reads text with comprehension, locates details and sequence of events (52.35)